



ಬೃಹತ್ ಬೆಂಗಳೂರು ಮಹಾನಗರ ಪಾಲಿಕೆ
Bruhat Bengaluru Mahanagara Palike



BBMP COVID-19 WAR ROOM 14.04.2022



OVERVIEW OF COVID-19 IN BENGALURU



CASE TRENDS

ACTIVE CASES **1,349**

Confirmed Cases

42

17,82,271 #

Recovered Cases

48

17,63,959 #

Death Cases

0

16,963 #



HOSPITALIZATION

6

ICU – V

1

ICU

-

HDU

1

General

4

INCLUDES GOVT. QUOTA AND PRIVATE WALK-IN HOSPITALIZATION



VACCINATION

17,926

1,86,26,183 #

First Dose

9,688

94,32,006 #

Second Dose

3,201

88,28,740 #

Precaution Dose

5,037

3,65,437 #



TRIAGING

MTU

0

Tele Triage

24



ACTIVE CZs

0

MCZs (< 5 cases)

0

Clusters (> 5 cases)

0



TESTING

3,345

2,97,00,328 #

RAT

207

RTPCR

3,138

Positivity : 1.45%

*FOR LAST 7 DAYS

: indicates cumulative numbers till date



ABSTRACT OF COVID-19 SCENARIO IN BENGALURU



	MALE			FEMALE			TRANSGENDER			TOTAL		
	Last 24 Hours	Last 7 Days	Cumulative	Last 24 Hours	Last 7 Days	Cumulative	Last 24 Hours	Last 7 Days	Cumulative	Last 24 Hours	Last 7 Days	Cumulative
Positive Cases	25	203	10,54,185	17	118	7,27,895	0	0	191	42	321	17,82,271
Recovered Cases	30	229	10,42,103	18	131	7,21,673	0	0	183	48	360	17,63,959
Death Cases	0	0	10,744	0	0	6,215	0	0	4	0	0	16,963
Total Tests Done	In Last 24 hrs. : 3,345			In last 7 days : 22,212			Cumulative : 2,97,00,328					
Vaccine Doses Administered	In Last 24 hrs. : 17,926			In last 7 days : 97,071			Cumulative : 1,86,26,183					
ACTIVE CASES									1,349			

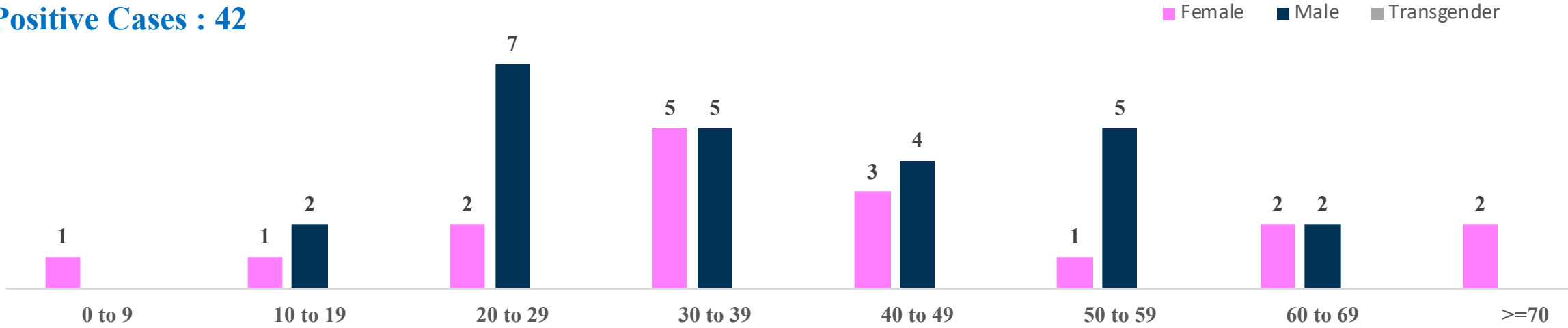
*Covid deaths occurred today : 00 | Covid deaths occurred beyond last 24 hrs., reported today : 00



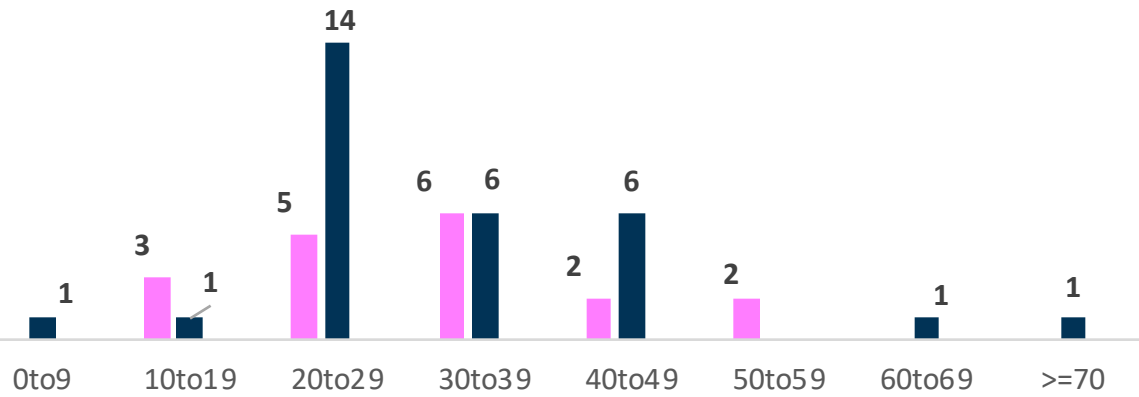
LAST 24 HOURS AGE GROUP AND GENDER WISE DISTRIBUTION



Positive Cases : 42



Recovered Cases : 48

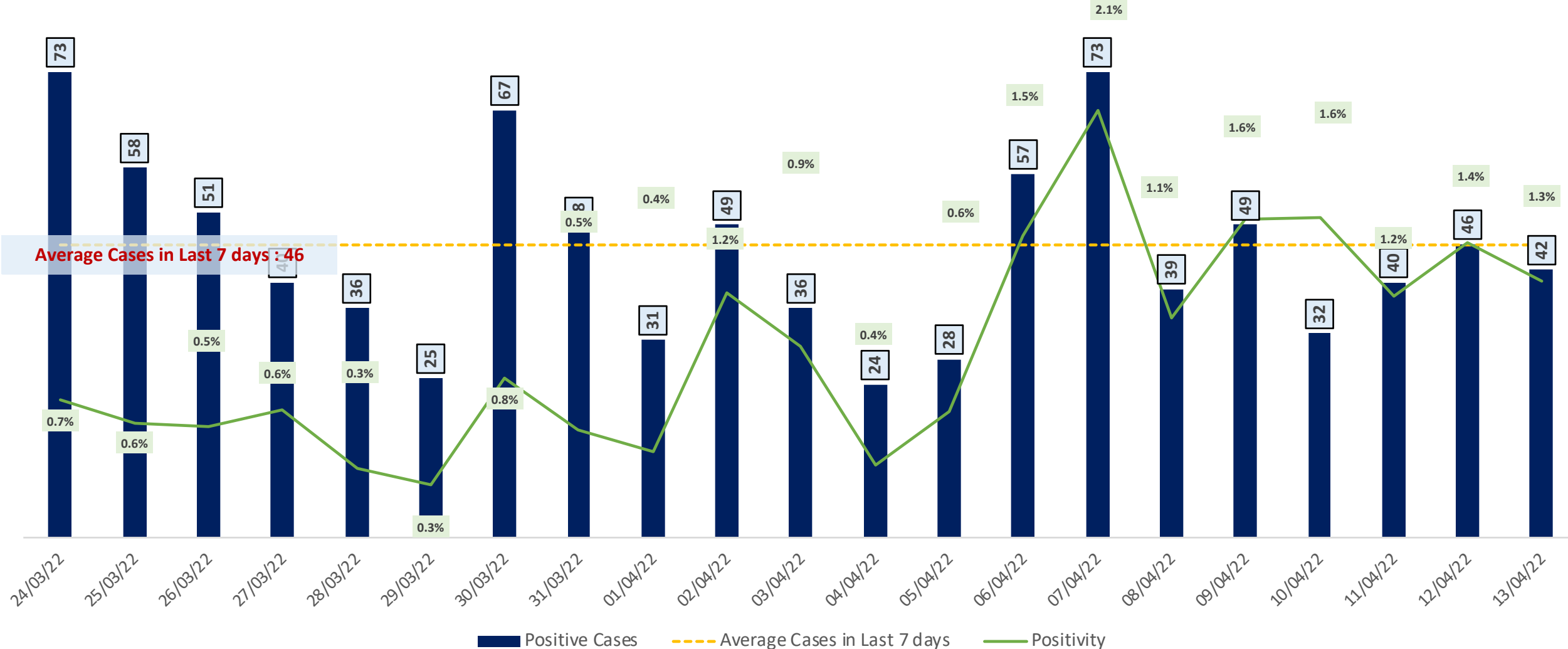


Death Cases : 0



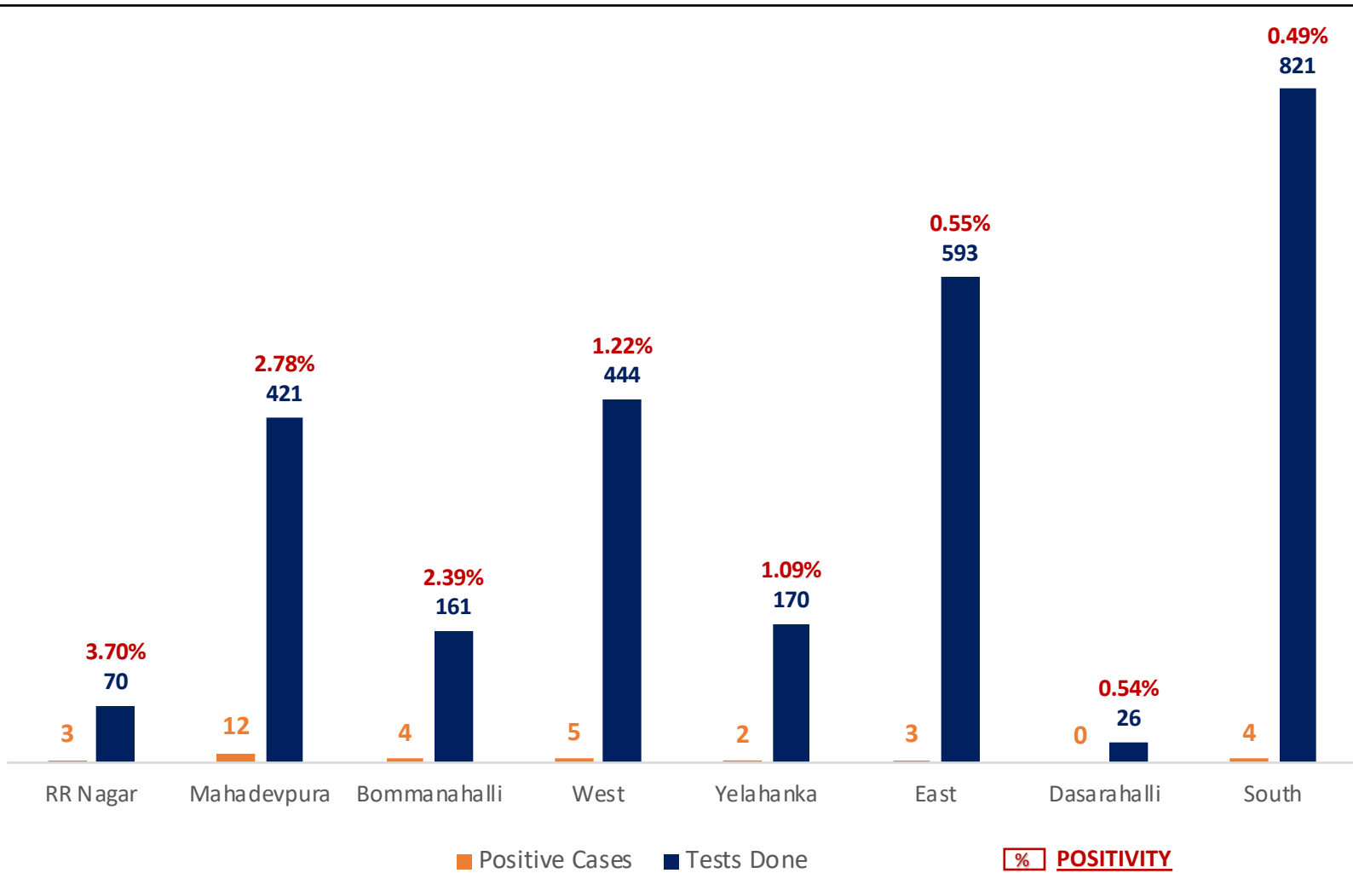


POSITIVITY RATE OF BENGALURU – LAST 21 DAYS





ZONE WISE COVID19 CASE MANAGEMENT FOR LAST 7 DAYS



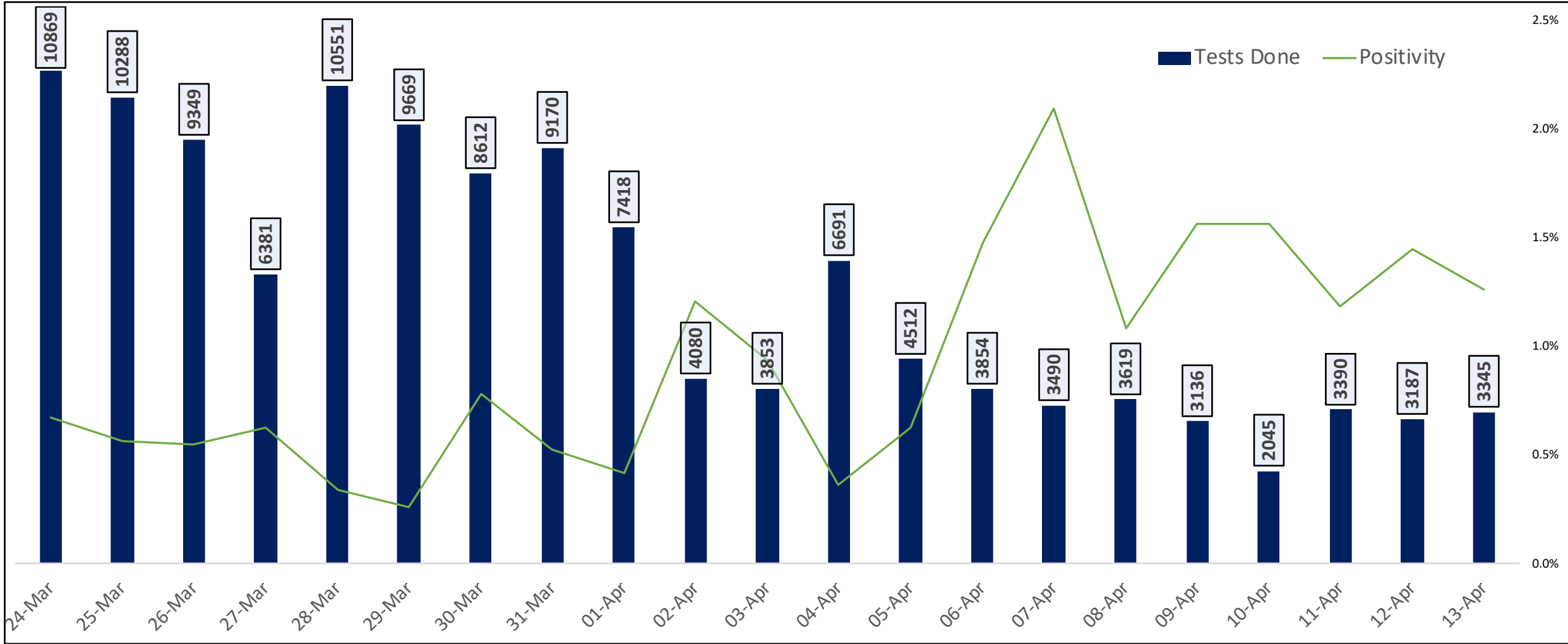
Zone Name	Hospital/CCC	Home isolation	Under Tracing
BOMMANAHALLI	0.00%	100.00%	0.00%
DASARAHALLI	0.00%	0.00%	100.00%
EAST	4.00%	96.00%	0.00%
MAHADEVAPURA	0.00%	100.00%	0.00%
RR NAGAR	0.00%	100.00%	0.00%
SOUTH	0.00%	100.00%	0.00%
WEST	0.00%	100.00%	0.00%
YELAHANKA	7.69%	92.31%	0.00%



TESTING TRENDS IN BENGALURU

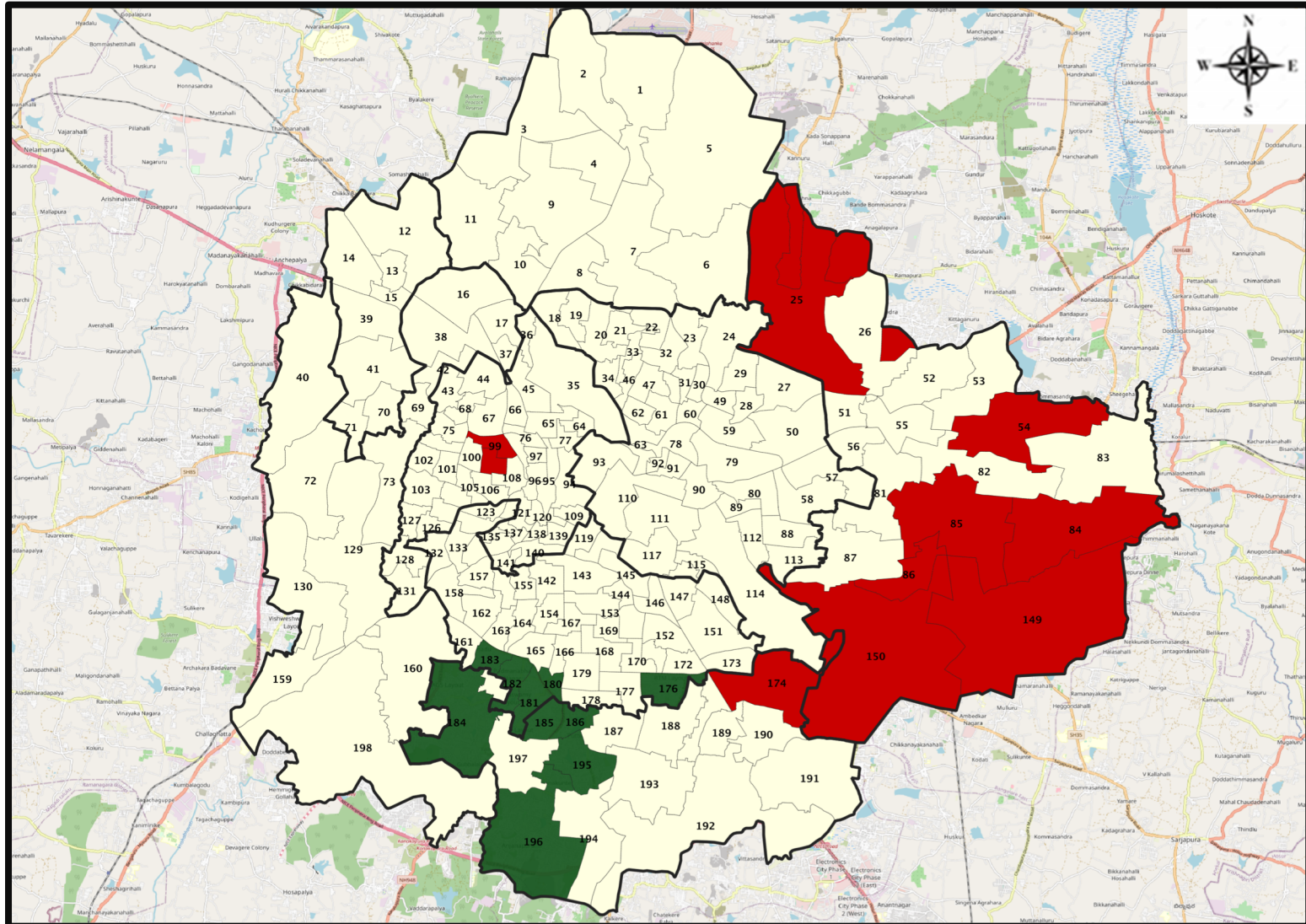


Total Test Conducted Till Date	Test Conducted Last 24 hours	Last 7 Days Average
2,97,00,328	3,345	3,173





BENGALURU URBAN MAP SHOWING TREND OF POSITIVE CASES IN LAST 7 DAYS



Top 10 wards reporting highest number of positive cases in last 7 days

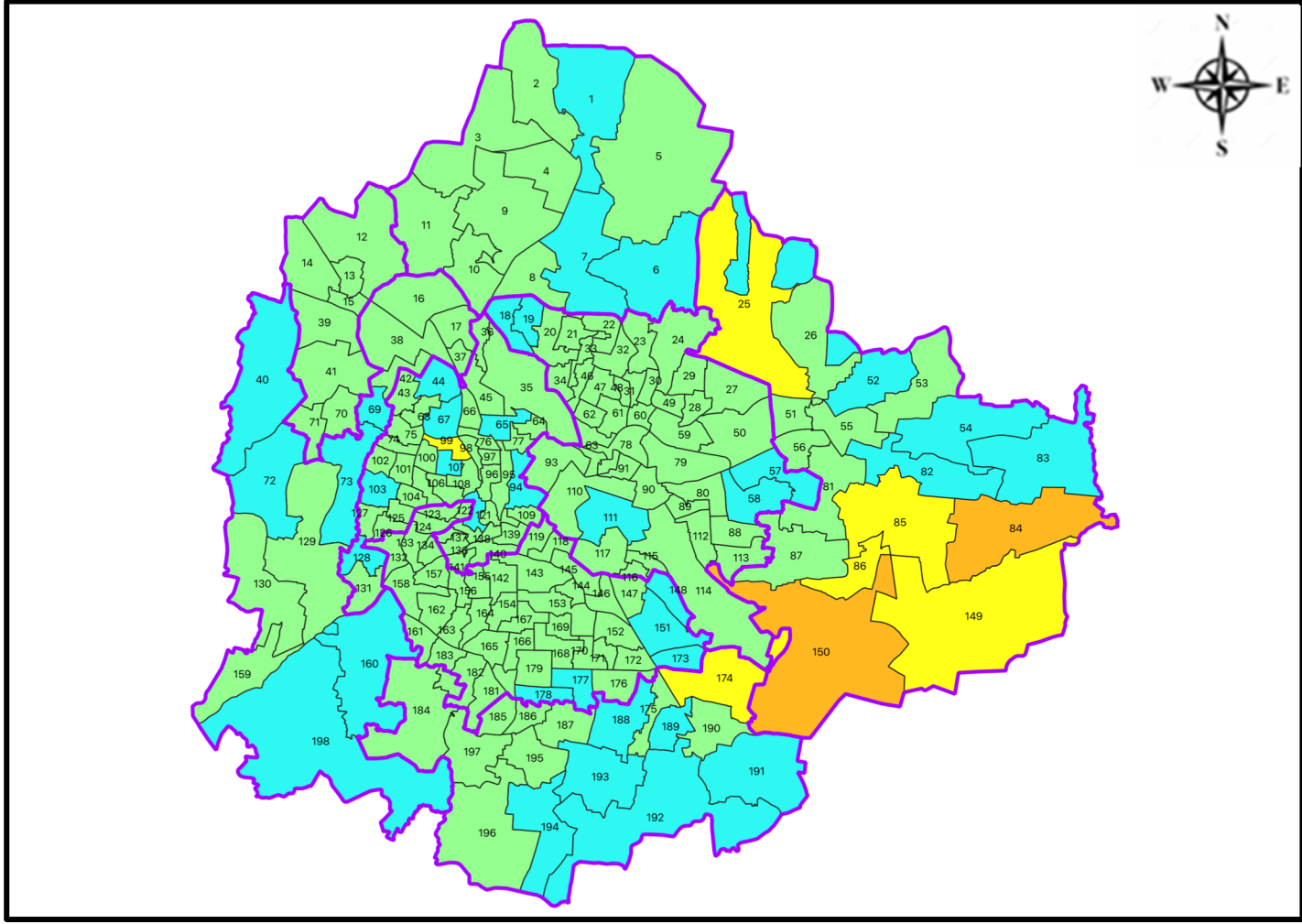
Ward No.	Ward Name	Daily Cases Average
150	Bellanduru	4
84	Hagadur	2
149	Varthuru	1
85	Dodda Nekkundi	1
174	HSR Layout	1
25	Horamavu	1
86	Marattahalli	1
99	Rajajinagar	1
54	Hudi	1
107	Shivanagara	1

Top 10 wards reporting least number of positive cases in last 7 days

Ward No.	Ward Name	Daily Cases Average
196	Anjanapura	0
195	Konanakunte	0
186	Jaraganahalli	0
185	Yelchenahalli	0
184	Uttarahalli	0
183	Chikkalsandra	0
182	Padmanabha Nagar	0
181	Kumaraswamy Layout	0
180	Banashankari Temple Ward	0
176	B T M Layout	0



BENGALURU MAP SHOWING INTENSITY OF POSITIVE CASES IN LAST 7 DAYS



- Level 1 : 0 to 1 Cases
- Level 2 : 1 to 05 Cases
- Level 3 : 05 to 10 Cases
- Level 4 : 10 to 25 Cases
- Level 5 : More than 25 Cases
- Zone Boundaries



GOVT. QUOTA COVID BED STATUS AS ON 14.04.2022



SR. NO.	Facility Type	No. of Hospital	Total Allocated Beds for C+ Patients					Occupied Beds for C+ Patients					Net Available Beds for C+ Patients				
			Gen Beds	HDU	ICU Beds	ICU-V	Total	Gen Beds	HDU	ICU Beds	ICU-V	Total	Gen Beds	HDU	ICU Beds	ICU-V	Total
1	Government Medical Colleges	4	120	255	33	27	435	0	0	0	0	0	120	255	33	27	435
2	Government Hospitals	18	637	292	74	95	1,098	1	1	0	0	2	636	291	74	95	1,096
3	Private Medical Colleges	12	178	200	66	35	479	0	0	0	0	0	178	200	66	35	479
4	Private Hospitals	32	181	61	49	42	333	0	0	0	1	1	181	61	49	41	332
5	Covid Care Centre	1	50					0					50				
Total Beds		67	1,166	808	222	199	2,395	1	1	0	1	3	1,165	807	222	198	2,392

* Status as on 14.04.2022 – 05:00 PM



ACTIVE PATIENTS ADMITTED UNDER GOVT. QUOTA



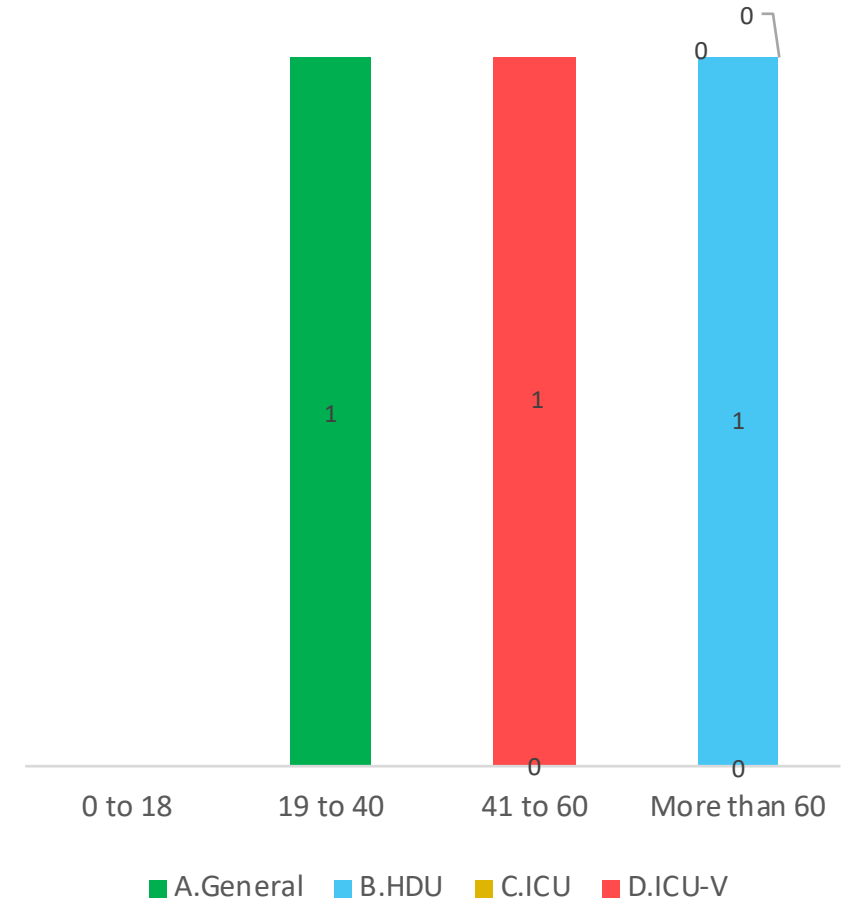
Admission By Bed Type And Number Of Days From Date Of Admission

Days in Hospital	General	HDU	ICU	ICU-V	Total
0 to 7 Days					
8 to 14 Days					0
15 to 21 Days					0
Beyond 21 days	1	1	0	1	3
TOTAL	1	1	0	1	3

* Only Government Quota Admissions through CHBMS considered

* Status as on 14.04.2022 – 05:00 PM

Age Group Distribution Of Active Hospital Admission



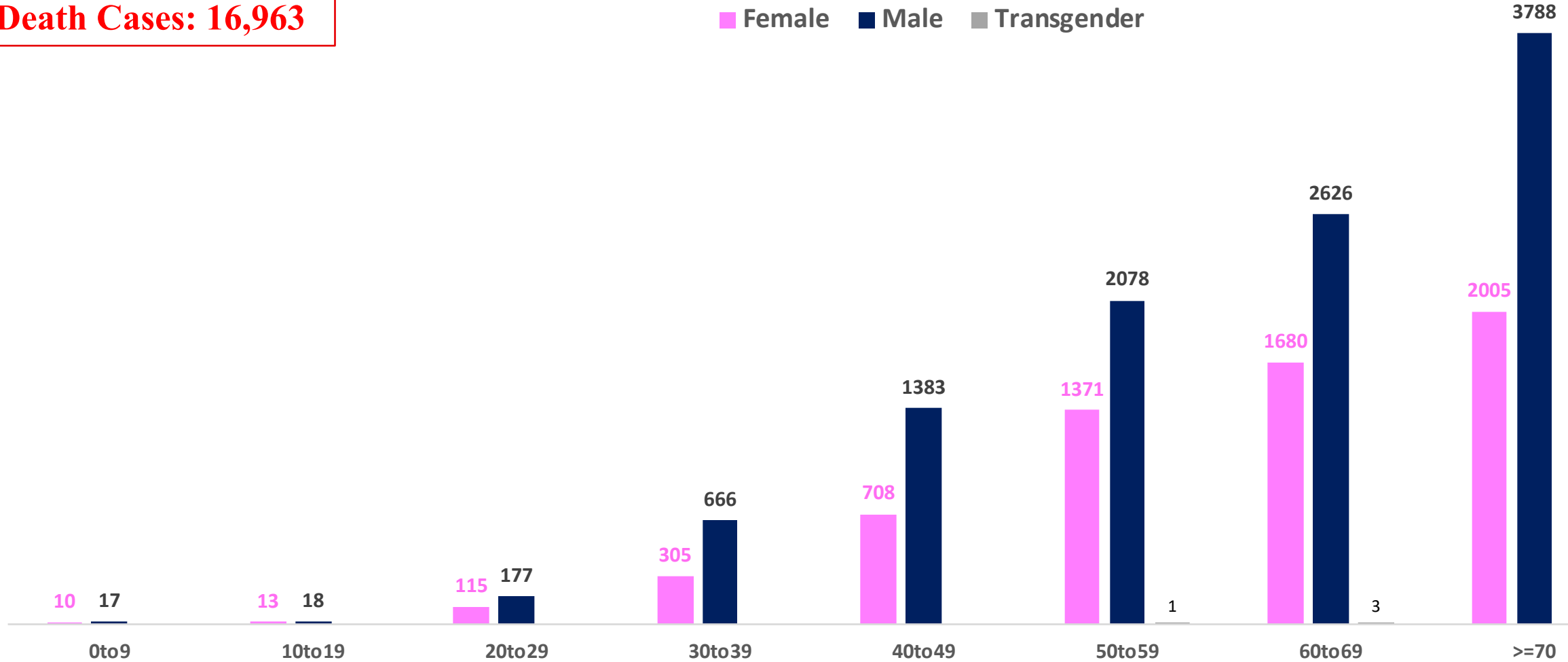


AGE AND GENDER WISE DISTRIBUTION OF DEATH CASES



Death Cases: 16,963

Female Male Transgender





VACCINATION COVERAGE AS ON 13.04.2022



Total Doses Administered

1,86,26,183

▲ 17,926

12-14 years

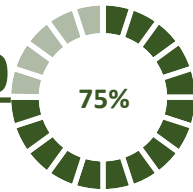
* Eligible Population 2.82 Lakhs

1ST DOSE

1,13,840

Doses administered

▲ 8,777



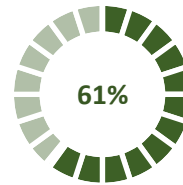
Total 15-18 years Population : 4.42 Lakhs

1ST DOSE

3,32,678

Doses administered

▲ 546



2ND DOSE

2,69,687

Doses administered

▲ 526

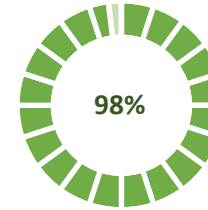
Total adult Population : 91.7 Lakhs

1ST DOSE

89,85,488

Doses administered

▲ 365

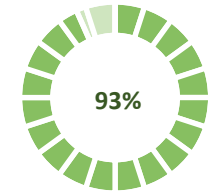


2ND DOSE

85,59,053

Doses administered

▲ 2,658



Priority Group*

Health Care Workers

Dose 1

2,10,272

Doses administered

▲ 1

Dose 2

2,06,003

Doses administered

▲ 9

Frontline Workers

Dose 1

3,81,735

Doses administered

▲ 0

Dose 2

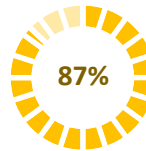
3,72,051

Doses administered

▲ 8

18 - 44 Years Coverage

Dose 1

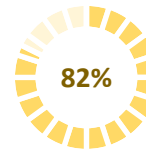


57,23,106

Doses administered

▲ 293

Dose 2



54,10,923

Doses administered

▲ 2,159

PRECAUTION DOSE



3,65,437

Doses administered

▲ 5,037

PRECAUTION DOSES ADMINISTERED

Health Care Workers

64,178

Booster Doses administered

▲ 265

Front Line Workers

49,980

Booster Doses administered

▲ 541

60 + Years Coverage

2,45,705

Booster Doses administered

▲ 2,643

18 + Years Coverage

5,574

Booster Doses administered

▲ 1,588

45 – 59 Years Coverage

Dose 1

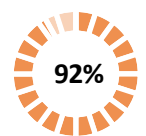


16,92,193

Doses administered

▲ 34

Dose 2



16,31,455

Doses administered

▲ 288

60 + Years Coverage

Dose 1



9,78,182

Doses administered

▲ 37

Dose 2



9,38,621

Doses administered

▲ 211



COVID-19 SCENARIO IN BENGALURU AND OTHER METROPOLITAN CITIES



CITY NAME	Positive Cases	Active Cases	Recovered	Deceased	Vaccine Doses Administered
New Delhi	18,66,881	814	18,39,909	26,158	3,28,74,474
Bengaluru*	17,82,271	1,349	17,63,959	16,963	2,14,21,945
Mumbai	10,57,645	331	10,37,754	19,560	2,06,81,238
Chennai	7,51,233	93	7,42,072	9,068	1,02,87,386
Kolkata	4,47,192	272	4,41,264	5,656	98,48,021

Source : <https://dashboard.cowin.gov.in/> at 5:00pm (14.04.2022)
Source : <https://www.covid19bharta.in/> at 5:00pm (14.04.2022)

*includes BBMP & Bengaluru Urban



SNAPSHOT OF COVID-19 CASES IN BENGALURU URBAN



**Total Wards With
<=5 Cases* :
188**

**Tests Conducted
On 13.04.2022:
3,345**

**Recovery
Rate:
98.97%**

**Total
Active Cases :
1,349**

**Total Vaccinated on
13.04.2022:
17,926**

**Positivity
Rate* :
1.45%**

**Active
Rate:
0.08%**

**Case
Fatality Rate* :
0.00%**



*Total positive cases In the past 7 days

*CFR and positivity is for Past 7 days



ಬೃಹತ್ ಬೆಂಗಳೂರು ಮಹಾನಗರ ಪಾಲಿಕೆ
Bruhat Bengaluru Mahanagara Palike



Download BBMP Bulletin	https://apps.bbmpgov.in/covid19/mediabulletin.php
For BBMPCovid19 Bed Status:	https://apps.bbmpgov.in/covid19/en/Bedstatus.php
To register for vaccination :	https://selfregistration.cowin.gov.in/
BBMP COVID19 Dashboard:	https://apps.bbmpgov.in/covid19/
Follow us on:	 www.facebook.com/bbmp.comm1/
	 twitter.com/BBMPCOMM

Issued by:

Honorable Chief Commissioner, BBMP
Special Commissioner Health & IT, BBMP
MD, Bengaluru Smart City Limited

THANK YOU !

